

Main applications

- Thermometry
- Hygrometry
- Remote repeaters
- Test benches
- Food processing equipment



Main features

- Faceplate configurable input
- Protected by a personal code
- Configurable by a serial link
- Transmitter power supply incorporated
- Custom thermocouple linearisation available
- Internal linearisation for engineering units
- Labels provided for the most common physical units

GENERAL

Microprocessor based indicator in 72x36 format manufactured with SMT. The instruments have a lexan membrane faceplate (guaranteed to IP65) which has 3 keys, a 2, 3 / 4-digit display.

The input signal can be selected from a wide range of sensors:

- Thermocouples of type J, K, R, S, T, B, E, N, L GOST, U, G, D, C
- Resistance thermometers Pt100, Pt100J (japanese standard) 2 / 3 wire
- PTC and NTC themistors
- Linear inputs 0 to 60/12 to 60mV, 0 to 20/4 to 20mA, 0 to 10/2 to 10/0 to 5/1 to 5/0 to 1/0, 2 to 1V

The selection is made using the faceplate keys and correct input contact.

No external shunt or adapter is required.

The programming of the instrument is made easy by grouping the parameters in function blocks and by a simplified data entry menu.

The configuration can be simplified even further using the PC programming kit made up of a connection cable and

a menu guide program that runs in windows (see data sheet cod. WINSTRUM).

A configurable personal software protection code (password protection) can be used to restrict the levels of editing and displaying the configuration parameters.

TECHNICAL DATA

INPUTS

Accuracy 0,2% f.s. ± 1 digit.

Sampling time 120msec for temperature sensors, configurable for linear inputs down to a minimum of 15msec with reduction of the resolution to 2000 steps.

Configurable decimal point position for linear inputs, for TC, RTD, PTC and NTC inputs, only one decimal digit is allowed in the maximum display range of -199.9 to 999.9 (4 digit display), -99.9 to 99.9 (3 digit display with sign), -9.9 to 9.9 (2 digit display with sign) with indication of open circuit thermocouple or RTD, PTC or NTC in open or short circuit, indication of over- and under-range for linear inputs.

TC - Thermocouple

Automatic cold junction compensation (4 digit)

| | |
|---------------|--------------------------------|
| J | 0 to 1000°C / 32 to 1832°F |
| K | 0 to 1300°C / 32 to 2372°F |
| R | 0 to 1750°C / 32 to 3182°F |
| S | 0 to 1750°C / 32 to 3182°F |
| T | -200 to 400°C / -328 to 752°F |
| B | 44 to 1800°C / 111 to 3272°F |
| E | -100 to 750°C / -148 to 1382°F |
| N | 0 to 1300°C / 32 to 2372°F |
| L-GOST | 0 to 600°C / 32 to 1112°F |

U -200 to 400°C / -328 to 752°F
G 0 to 2300°C / 32 to 4172°F
D 0 to 2300°C / 32 to 4172°F
C 0 to 2300°C / 32 to 4172°F
custom -1999 to 9999

**TC - Thermocouple
(3 digit + sign)**

J 0 to 999°C / 32 to 999°F
K 0 to 999°C / 32 to 999°F
R 0 to 999°C / 32 to 999°F
S 0 to 999°C / 32 to 999°F
T -200 to 400°C / -328 to 752°F
B not available
E -100 to 750°C / -148 to 999°F
N 0 to 999°C / 32 to 999°F
L-GOST 0 to 600°C / 32 to 999°F
U -200 to 400°C / -328 to 752°F
G 0 to 999°C / 32 to 999°F
D 0 to 999°C / 32 to 999°F
C 0 to 999°C / 32 to 999°F
custom -999 to 999

(2 digit + sign)

J 0 to 99°C / 32 to 99°F
K 0 to 99°C / 32 to 99°F
R 0 to 99°C / 32 to 99°F
S 0 to 99°C / 32 to 99°F
T -99 to 99°C / -99 to 99°F
B not available
E not available
N not available
L-GOST 0 to 99°C / 32 to 99°F
U -99 to 99°C / -99 to 99°F
G not available
D not available
C not available
custom -99 to 99

**RTD (2 or 3 wire)
(4 digit)**

PT100 -200 to 600°C / -328 to 1112°F
JPT100 -200 to 600°C / -328 to 1112°F

(3 digit + sign)

PT100 -200 to 600°C / -328 to 999°F
JPT100 -200 to 600°C / -328 to 999°F

(2 digit + sign)

PT100 -99 to 99°C / -99 to 99°F
JPT100 -99 to 99°C / -99 to 99°F

PTC

990Ω, 25°C
(4 digit and 3 digit + sign)
 -55 to 120°C / -67 to 248°F
(2 digit + sign)
 -55 to 99°C / -67 to 99°F

NTC

1KΩ, 25°C
(4 digit and 3 digit + sign)
 -10 to 70°C / 14 to 158°F
(2 digit + sign)
 -10 to 70°C / 14 to 99°F

DC - Linear

With scale configurable within the limits:
 -1999 to 9999 (4 digit),
 -999 to 999 (3 digit + sign) or
 -99 to 99 (2 digit + sign)
 0 to 60mV / 12 to 60mV
 0 to 10V / 2 to 10V
 0 to 5V / 1 to 5V
 0 to 1V / 0,2 to 1V
 0 to 20mA / 4 to 20mA
 Input impedance:
 for voltage signals $R_i > 500K\Omega$
 for current signals $R_i = 50\Omega$
 32-segment configurable linearisation can
 be used.

POWER SUPPLY

11...27Vdc , 18...27Vac $\pm 10\%$
 50/60Hz, max. 3VA
 (non isolated from sensor input)

TRANSMITTER POWER SUPPLY

2 wire
 18Vdc $\pm 10\%$ un stabilised, max. 50mA
 1,2Vdc for potentiometer $> 100\Omega$


AMBIENT CONDITIONS

Working temperature range: 0 to 50°C
Storage temperature range: -20 to 70°C

Humidity: 20 to 85%Ur non-condensing
WEIGHT
 90g. in the complete version

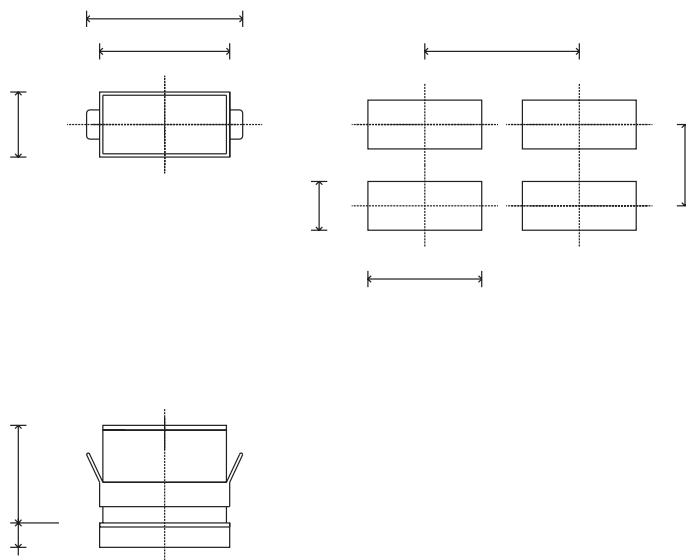
FACEPLATE DESCRIPTION

- A - PV display: indication of process variable
- B - Label for engineering units
- C - "Function" key
- D - "Raise" and "Lower" keys



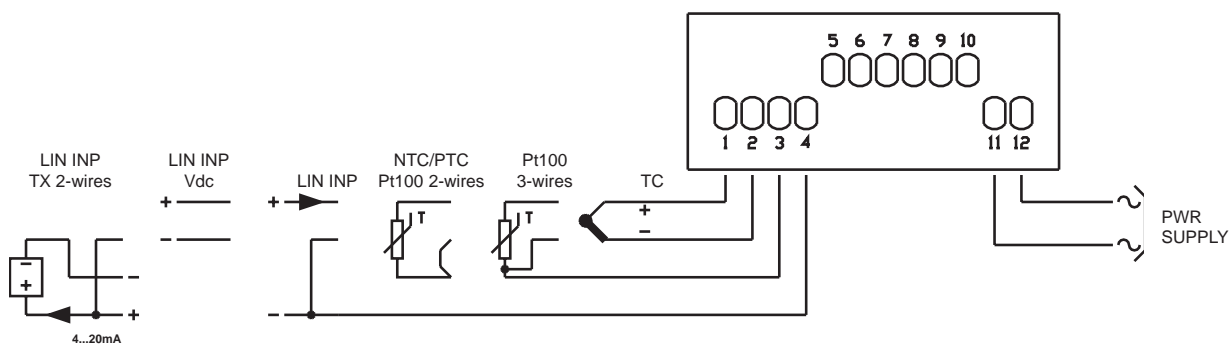
Red LED display
 IP65 faceplate protection

DIMENSIONS and CUT-OUT



Dimensions: 72x36mm depth 54mm

CONNECTION DIAGRAM



ORDER CODE

4T 72 9

| NR. DIGITS | |
|------------|---|
| 2 + sign | 2 |
| 3 + sign | 3 |
| 4 | 4 |

| TRANSMITTER POWER SUPPLY | |
|--|-----|
| None | 0 0 |
| For T input (alternative to RTD, PTC, NTC) | |
| 1,2Vdc for potentiometer (*) | 0 1 |
| 18Vdc, 50mA for 2-wire transmitter | 2 4 |

| POWER SUPPLY | |
|--------------|--------------------------------------|
| 9 | 11...27Vdc , 18...27Vac non isolated |

(*) R77 version for potentiometer input (Rinput >10Mohm)

Please, contact GEFTRAN sales people for the codes availability.

GEFRAN spa reserves the right to make any modification of the design or function, at any moment without prior notice



The instrument conforms to the European Directives 89/336/CEE and 73/23/CEE with reference to the generic standards:
 - CEI-EN 61000-6-2 (immunity in industrial environments) - EN 50081-1 (emission in residential environments) - EN 61010-1 (safety)